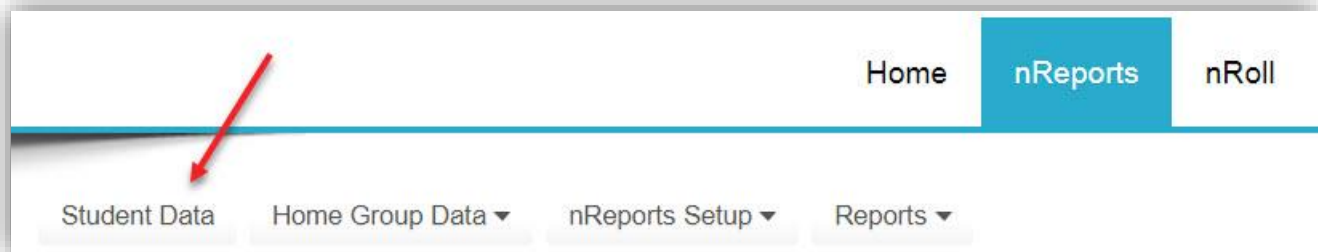




## View Current and Previous Scores

1. From within the nReports module, select 'Student Data'.



2. The 'Agg. Score' column shows the aggregate of all the scores entered for the student in that curriculum area. This is the score that will be used when displaying the achievement for this area on the student's report.

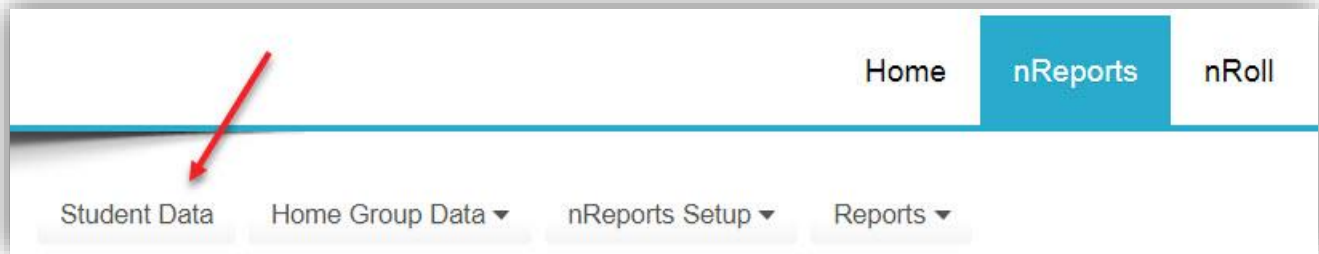
Achievement	Score	Agg. Score	DNP	Reason	Previous Scores
Critical and Creative Thinking Capability					3.0 (12 mth)
English	5.5	5.5			4.0 (12 mth) 3.0 (24 mth)
	1.5	1.5			4.0 (12 mth)
	3.0	3.0			4.5 (12 mth)
Health and Physical Education	6.0	6.0			C TFL (0 mth) 3.5 (12 mth)

3. The 'Previous Scores' columns show the last two aggregated scores for the student in that curriculum area. It will also display when those scores were entered (6, 12, 18 or 24 months).

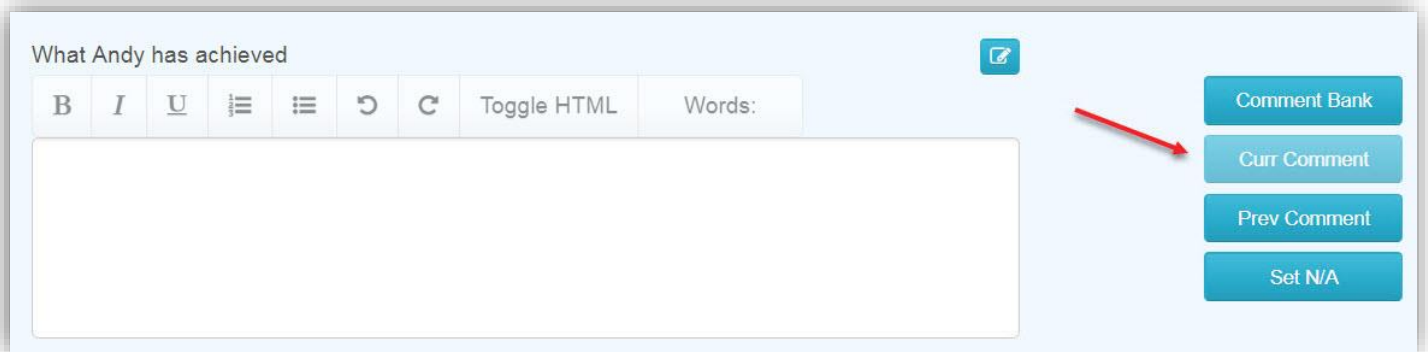
Achievement	Score	Agg. Score	DNP	Reason	Previous Scores
Critical and Creative Thinking Capability					3.0 (12 mth)
English	5.5	5.5			4.0 (12 mth) 3.0 (24 mth)
	1.5	1.5			4.0 (12 mth)
	3.0	3.0			4.5 (12 mth)
Health and Physical Education	6.0	6.0			C TFL (0 mth) 3.5 (12 mth)

## View Current and Previous Comments

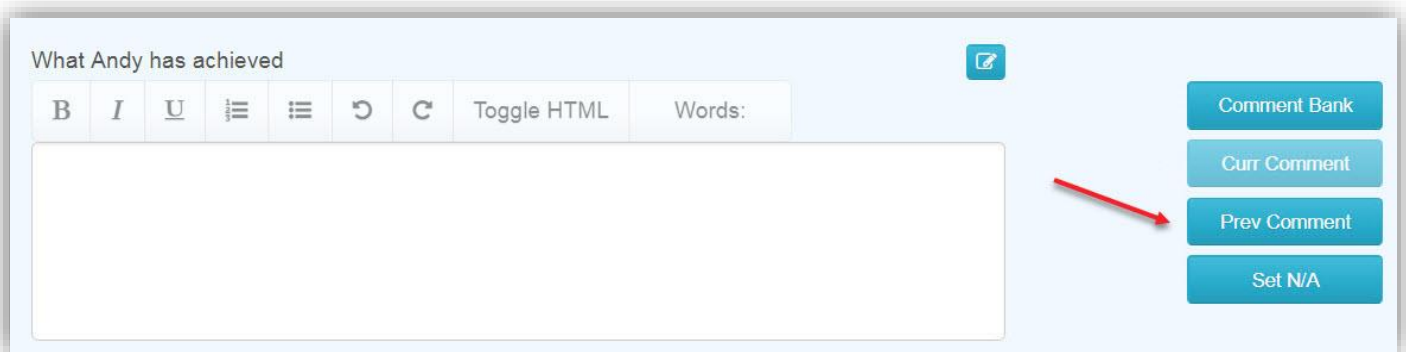
1. From within the nReports module, select 'Student Data'.



2. To view comments entered by other assessors for the student, click the button labelled 'Curr Comment'. If it is greyed out then there are no comments entered by other assessors. If there are comments, they will be displayed underneath the comment box.



3. To view comments entered in the previous reporting period for the student, click the button labelled 'Prev Comment'. If it is greyed out then there were no comments entered in the last reporting period. If there are comments, they will be displayed underneath the comment box.



Note: You can also view current and previous comments the same way on the 'Home Group Comments' page.